


*Making videos of  
meetings*

*KWLUG talk  
March 2025*




***Making videos of  
meetings***

*BigBlueButton*

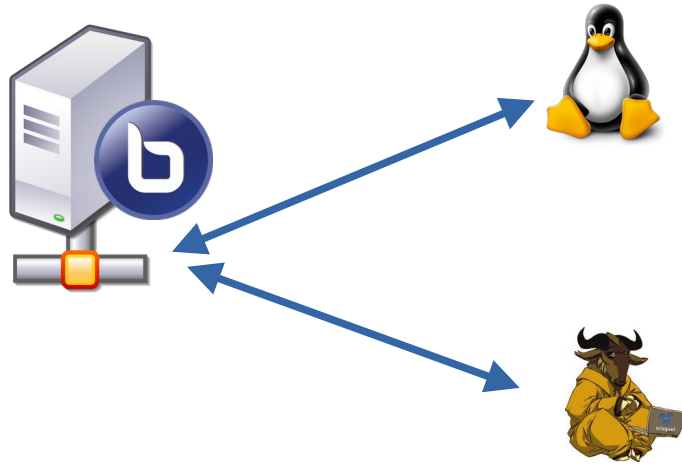
*OBS*

*Shotcut*

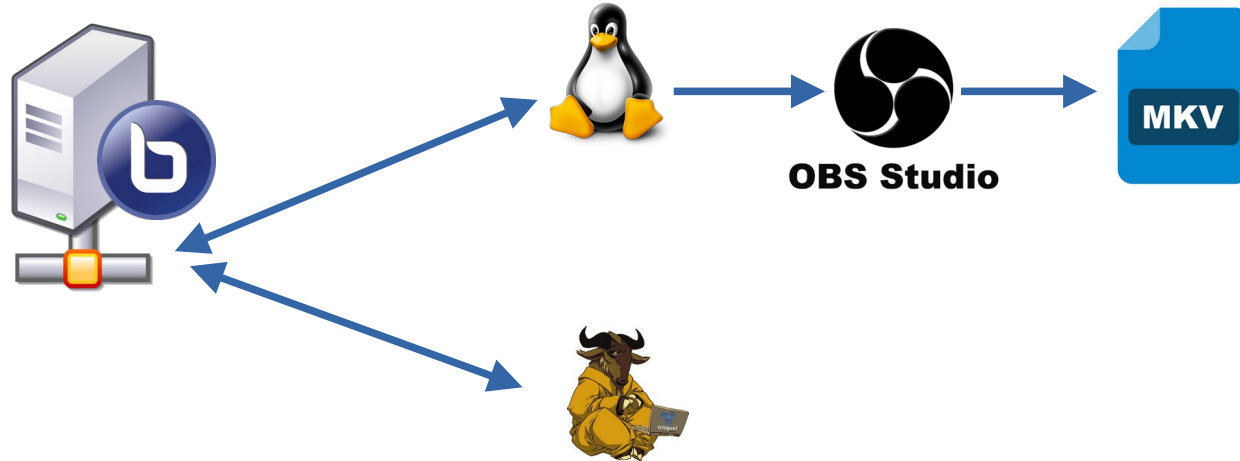
*<https://kwlug.org/vidcast>*



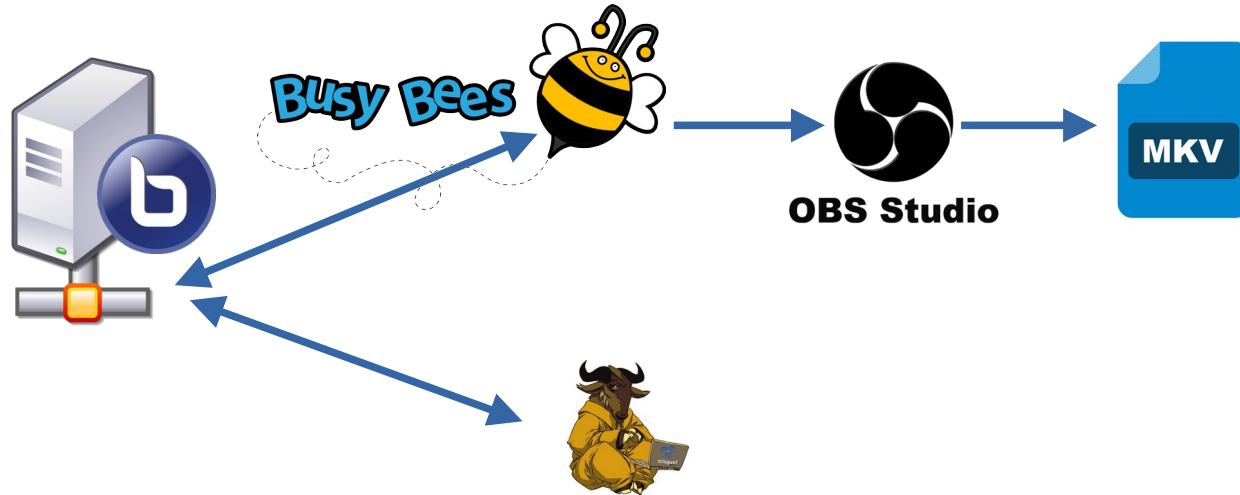
# Story: COVID lockdown time



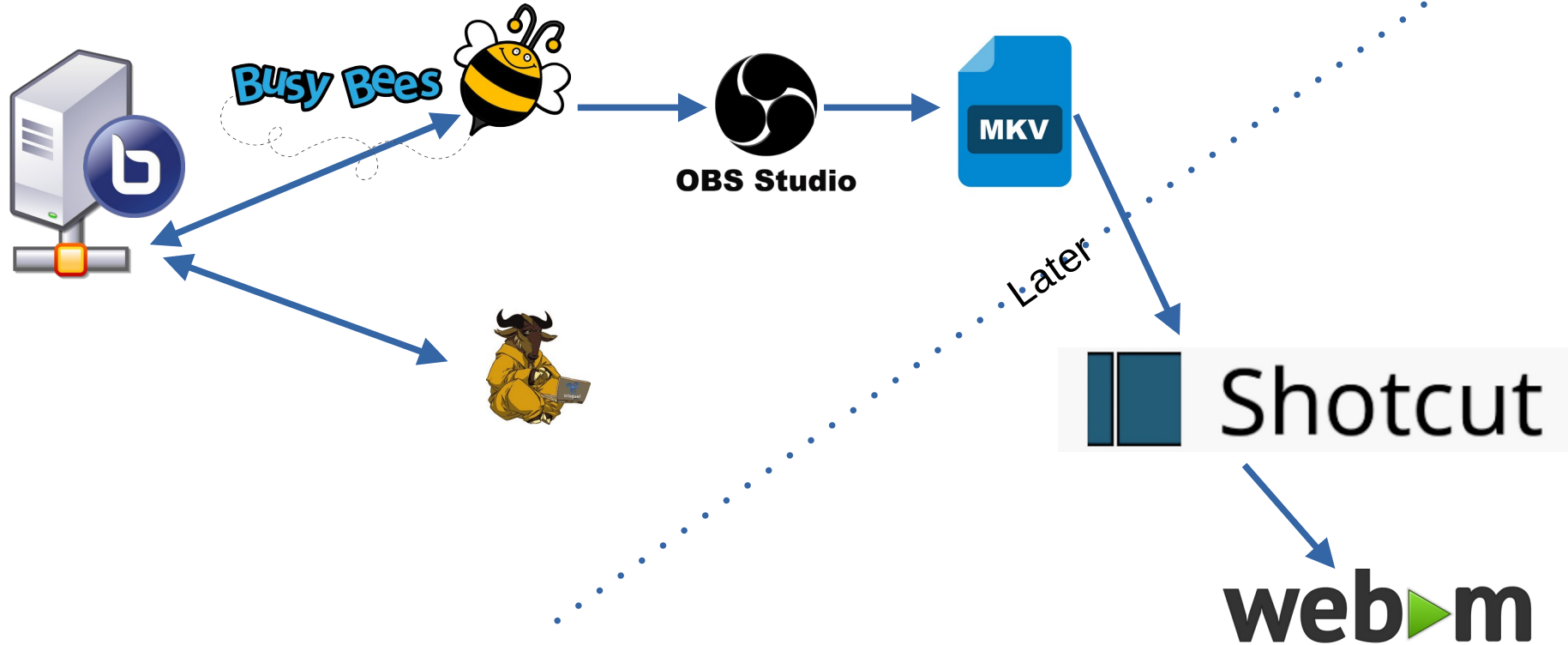
# Process evolution story: recording scene during event



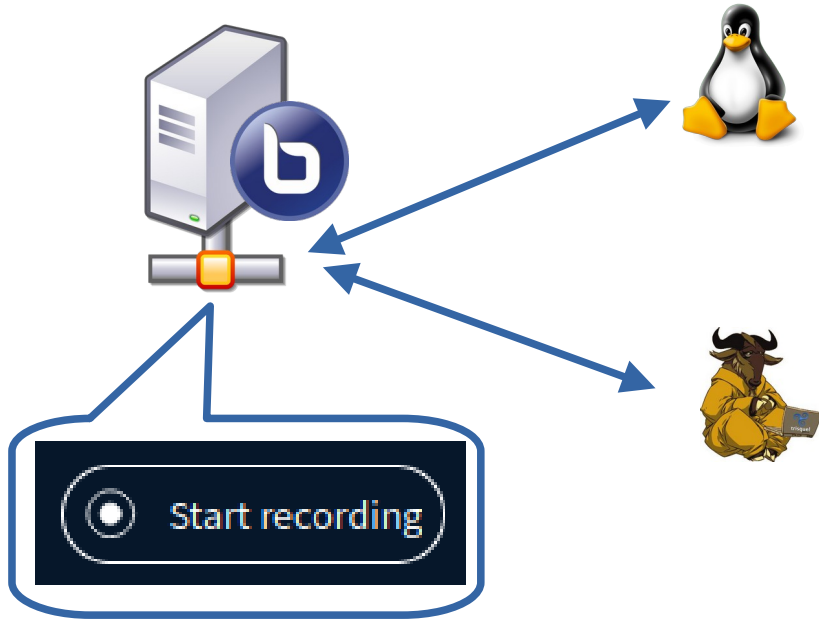
# Process evolution story: recording scene during event



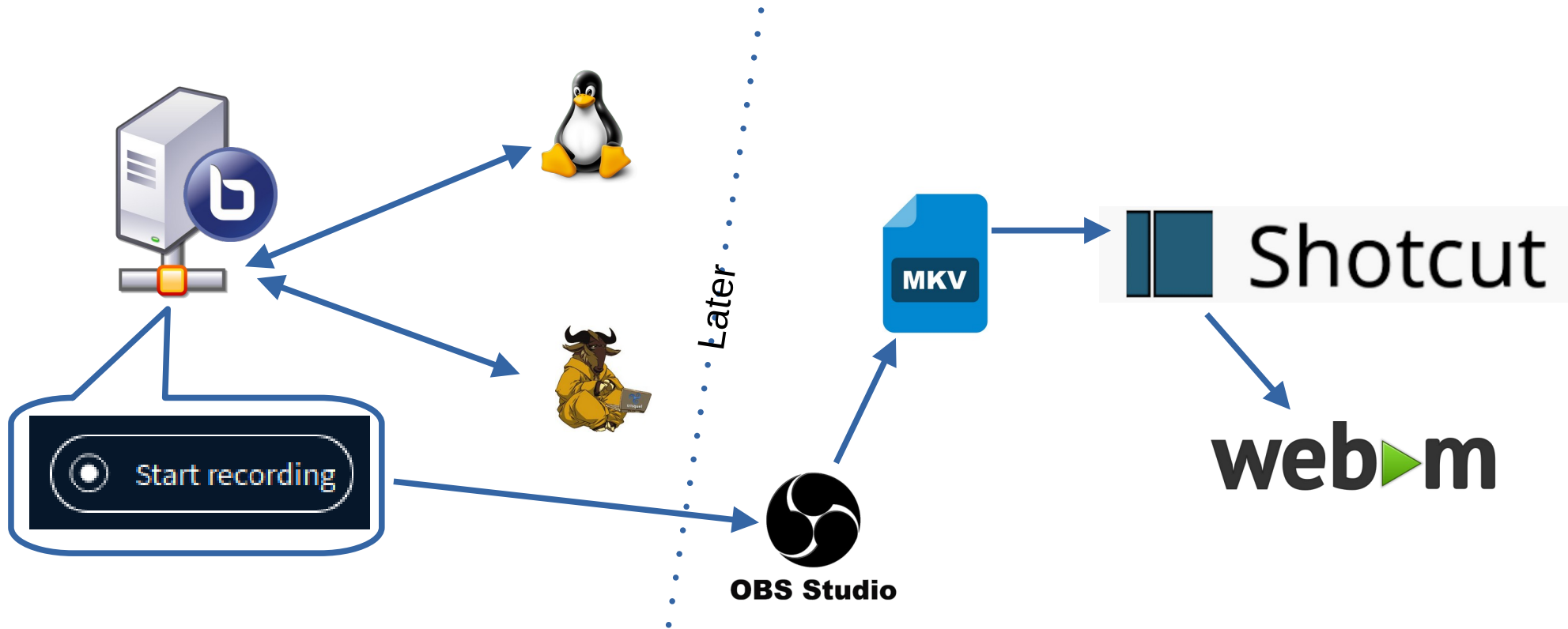
# Process evolution story: recording scene during event, simple editing



# Process evolution story: server recording during an event



# Process evolution story: from server replaying event recording





# BigBlueButton: synchronized video+audio capture



# BigBlueButton: synchronized video+audio capture

- Presenter's laptop  
(participant in BBB)



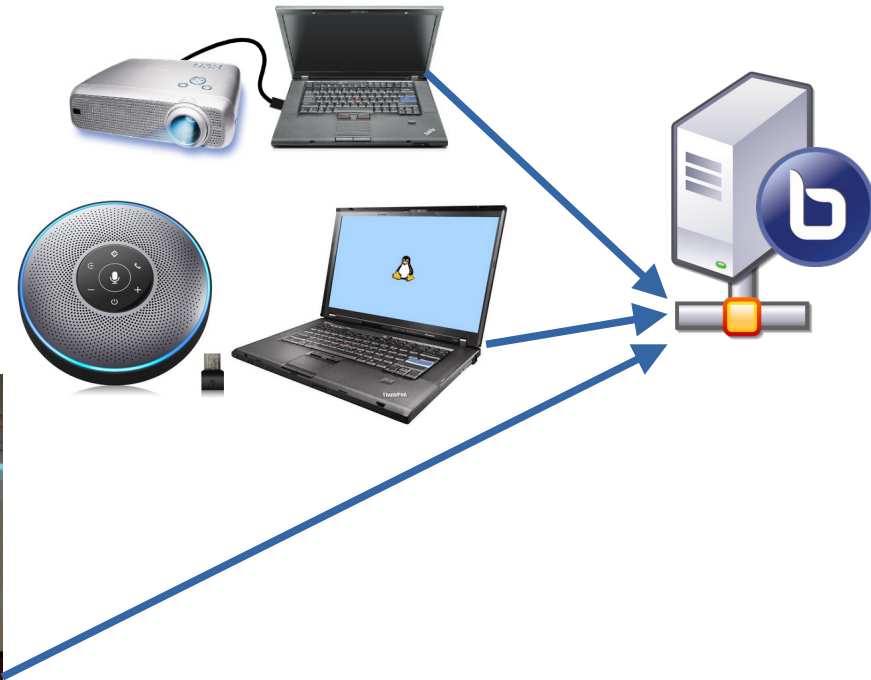

# BigBlueButton: synchronized video+audio capture

- Presenter's laptop  
(participant in BBB)
- Laptop with sound  
pack/microphone  
(participant in BBB)



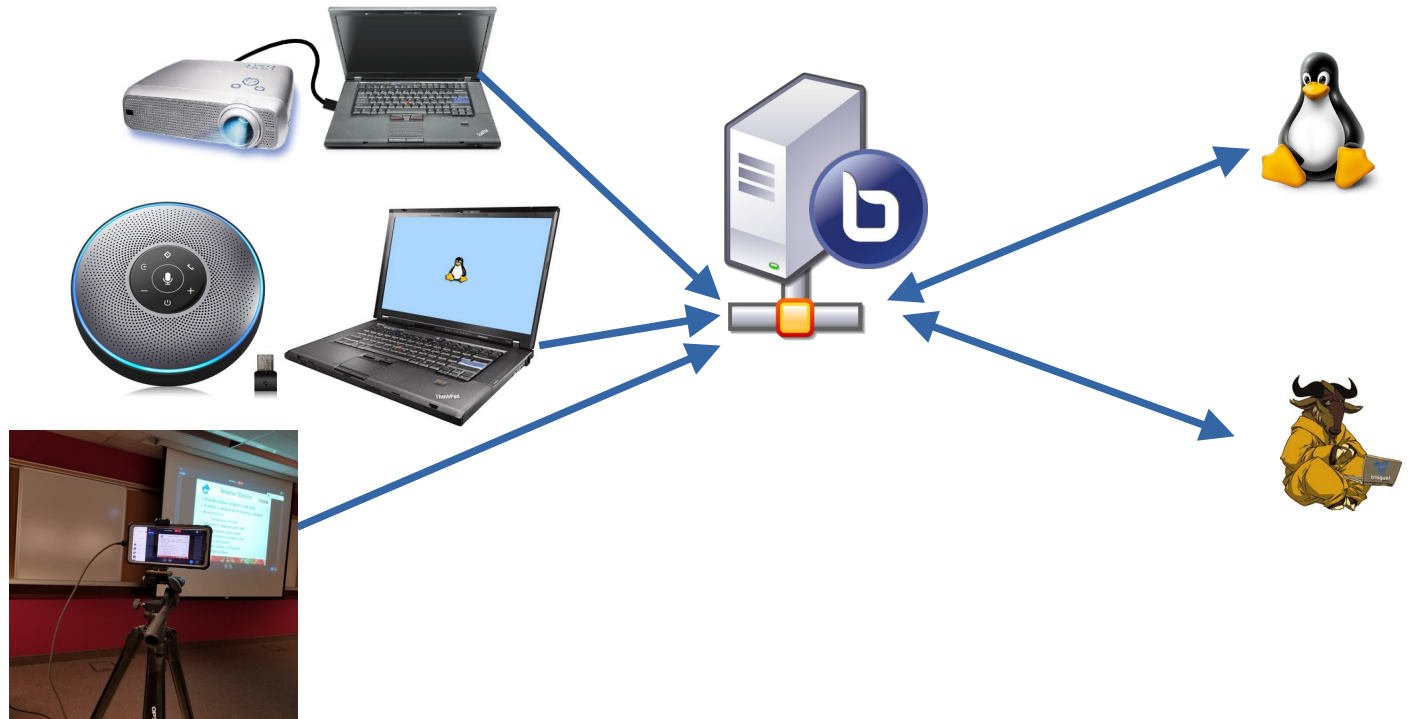
# BigBlueButton: synchronized video+audio capture

- Presenter's laptop (participant in BBB)
- Laptop with sound pack/microphone (participant in BBB)
- Video from phone or laptop (participant in BBB)



# BigBlueButton: synchronized video+audio capture

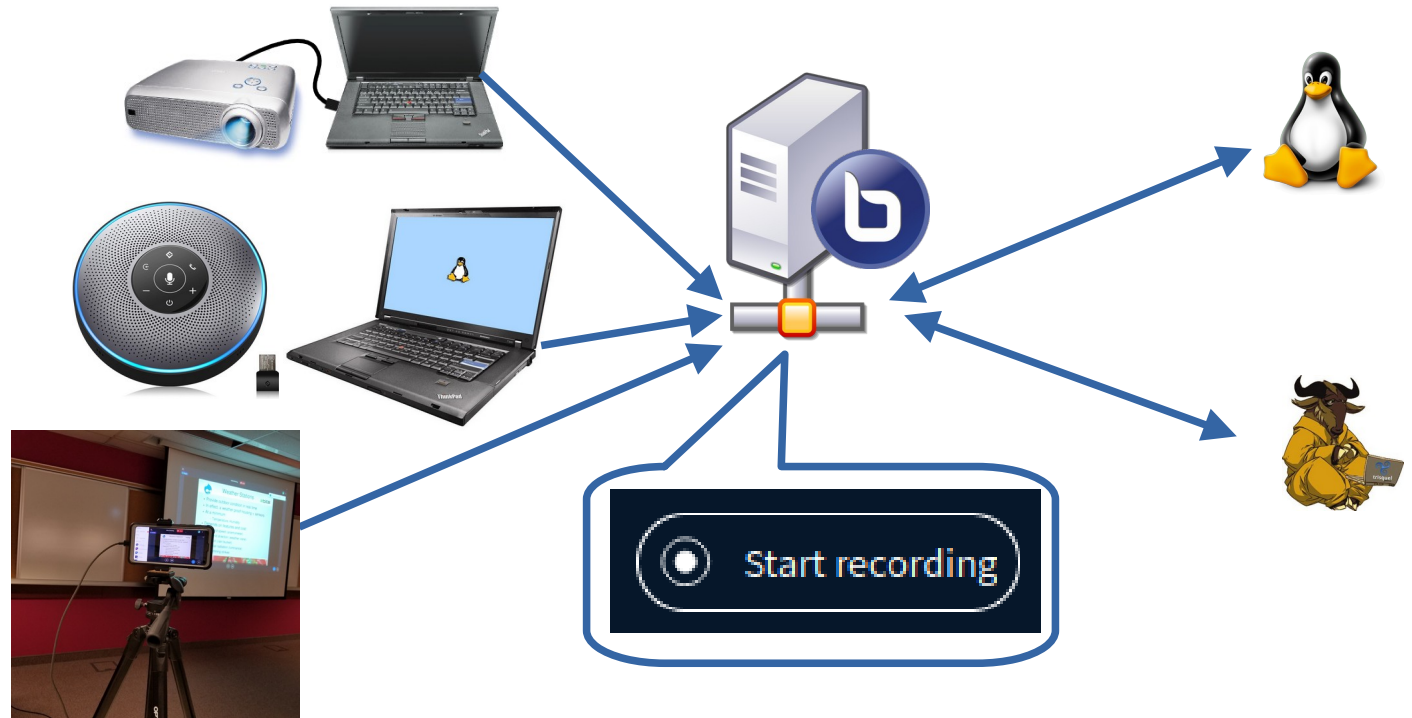
- Presenter's laptop (participant in BBB)
- Laptop with sound pack/microphone (participant in BBB)
- Video from phone or laptop (participant in BBB)
- Remote participants



# BigBlueButton: synchronized video+audio capture

- Presenter's laptop (participant in BBB)
- Laptop with sound pack/microphone (participant in BBB)
- Video from phone or laptop (participant in BBB)
- Remote participants

Recording on/by server







# BigBlueButton: replay recording



## Room Recordings



NAME	THUMBNAILS	LENGTH	USERS	VISIBILITY	FORMATS
<b>KWLUG Meeting</b> Recorded on Feb 03, 2025 6:40pm		2 h 13 min	24	 Unlisted	<a href="#">Presentation</a>
<b>KWLUG Meeting</b> Recorded on Jan 06, 2025 6:57pm		2 h 22 min	20	 Unlisted	<a href="#">Presentation</a>
<b>KWLUG Meeting</b> Recorded on Dec 02, 2024 6:56pm		2 h 7 min	17	 Unlisted	<a href="#">Presentation</a>
<b>KWLUG Meeting</b> Recorded on Nov 04, 2024 6:42pm		2 h 44 min	17	 Unlisted	<a href="#">Presentation</a>

# BigBlueButton: replay recording



KWLUG Meetin...

```
spencerhughes Add separate customizable product identifier for livecd-creator c45c732 not Am9
```

90 Lines 176 locs 2.71 KB

```
Code Blame Run Copy Edit
```

```
1 #!/bin/sh
2
3 # Build the kickstart file if one doesn't exist
4 if [ ! -f "$Ln/$CUSTOM_KICKSTARTI.cs" ]; then
5
6
7 # Include the Live CD kickstart from the project
8 echo '#include Just/etare/rocky-kickstarts/live9/686_M/prod/rocky-live-base.kick' >>"/f
9
10 if [ "$SISDI_DISABLED" ]; then
11
12 # Enable the SSH service
13 echo 'services --disabled="*" --enable="NetworkManager,MasterManager,rsync' >>"/f
14
15 if [ ! -f "$SISDI_AUTHORIZED_KEYI ]; then
16
17 # Enable the ssh-keygen service
18 echo 'services --disabled="*" --enable="ssh-keygen' >>"/f
19
```

12 13 14 15 16 17

▶ ⏪ ⏩ 🔊 -47:12 1x

Mi Mikalai 01:06:42

<http://wx.2bti.com/> is available in http. Standard auth password can pass in not very secure way. Don't reuse it with anything else.

Tim 01:10:30



# BigBlueButton: replay recording as multiple picture-in-picture (Firefox)

A screenshot of a GitHub code viewer showing a shell script. The code includes comments and commands for building a kickstart file, including the Live CD Kickstarts from the project, and enabling the SSH service. The code is as follows:

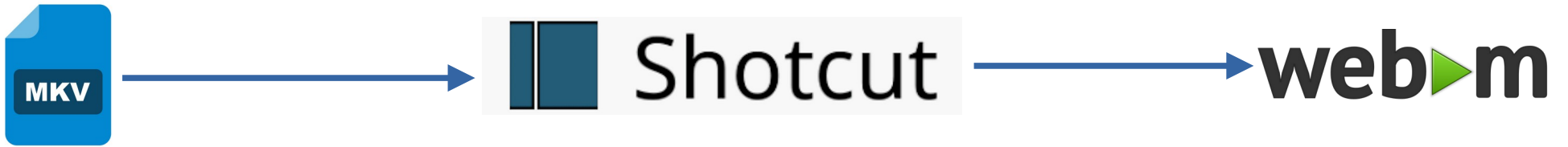
```
1 #!/bin/sh
2
3 # Build the kickstart file if one doesn't exist
4 if [ -f "/ln/${CUSTOM_KICKSTART}.ks" ]; then
5
6 # Include the Live CD Kickstarts from the project
7 echo "lnInclude /usr/share/rocky-kickstarts/live/9/x86_64/prod/rocky-live-base.ks" >>/ln/$
8
9 if [ "${SSH_ENABLED}" ]; then
10
11 # Enable the SSH service
12 echo 'services --disabled=** --enabled=NetworkManager,ModemManager,sshd' >>/lr
13
14 if [ ! -f "${SSH_AUTHORIZED_KEY}" ]; then
15
```



**OBS Studio**



# Shotcut sections and frames into nice videos



# Hands on demo

